

DOI: [10.38027/ICCAUA2021132N3](https://doi.org/10.38027/ICCAUA2021132N3)

The Concepts of Belonging and Sense of Place in The Context of Urban Space Quality Indicators: The Sample of Küçük Mustafa Paşa District

MS.c. Yasemin Akcakaya¹, Dr. Mehmet Inceoğlu²

Istanbul Esenyurt University, Faculty of Engineering and Architecture, Istanbul, Turkey¹

Eskişehir Technical University, Faculty of Architecture and Design, Eskişehir, Turkey²

E-mail¹: yaseminakcakaya@esenyurt.edu.tr, E-mail²: mehmeti@eskisehir.edu.tr

Abstract

Various definitions and parameters have been determined by many researchers in the context of urban space quality. This study focuses on the necessity of the concepts of belonging and sense of place as indicators of urban space quality. The research aims to reveal how the sense of belonging developed by the connection of the user in the field with the place and place identity interaction affects the urban quality. In this context, Istanbul province Fatih district Küçük Mustafa Paşa district, which is one of the rare urban areas where the neighborhood culture and life still continue with its unique spatial characteristics, identity, and user profile, has been chosen as the study area. As a result of the study, it was determined that the users' sense of belonging and sense of place were developed and the importance of these concepts in the context of urban quality was emphasized.

Keywords: Belonging; Sense of Place; Place Identity; Urban Quality; Küçük Mustafa Paşa District.

1. Introduction

The settlements where people live are called villages or cities (Keleş, 1990). Lefebvre (1996) defines the city as an area of relations which also include a time-space relation, and a projection of a society on a land. Castells (2006) sees the city as a living environment and a continuously flowing social practice. When the definitions of the city are considered together, concepts such as a particular growth, intensity, heterogeneousness, continuous changefulness, time, and space come to the forefront. Cities are in a continuous change and transformation process by affecting their individuals with social, economic, and cultural systems they include (Uzgören and Erdönmez, 2017). Material and moral values produced by people, who live in the city, by being united on a common ground, create city culture, and enable formation of a memory about the city (Çöl, 1998).

Urban space is discussed by Madanipour (1999) as physical places and places accessible to everyone, or spaces located in cities, towns and rural regions that can be easily accessible by local people and foreigners except very few restrictions. In another definition, it is explained as a space that meets social, physical, and psychological needs of its users (Norberg-Schulz, 1971).

Places that we call urban spaces are a basic integration tool in which citizens share the cultural heritage of the city, where interactions take place and being an urban citizen is experienced (Inceoğlu and Aytuğ, 2009). Individuals redefine the space by establishing relations with spaces. So, the space leads individuals' actions and behaviors. Spaces, generally defined on the physical dimension, gain meaning with individual and social relations shaping on it and become a part of the social memory which is formed in time (Ataç, 2018).

Spatial quality emerges by considering the quality concept, which is a qualitative criteria and enables comparison, graduation, and classification on the urban space. Rapoport (1982) discusses spatial quality definition as "differences which are perceived and noticeable in the design". He says the environment leads the behavior of the individual, and the human-space relationship is based on the perception.

Norberg-Schulz (1985) has developed the "principle of creating meaningful places", which make life easier for man, depending on "spirit of space-sense of place" concepts, which are considered as one of key concepts developed regarding space-place theory. Thus, the place that meet needs and necessities of users is also a value felt by them.

Space-place relationship and description of space as a unique place by the users based on this relationship matters (Lefebvre, 1996). It is stated that the thing made by planners or designers on the urban scale is space design, and these spaces turn into places as soon as they are started to be used by people (Ersoy, 2002). In this respect, urban space is not only a concrete conception, but also a social concept shaping based on experiences in it and casting a meaningful integrity.

Identity concept is also a factor that effects urban identity of attachment of individuals, who create social structure, to place they live (Fleury Bahi, 2008). Therefore, urban identity, and sense of belonging, formed as a result of place attachment, have become the issues studied all together.

Studies on the concepts of sense of place and belonging have been carried out in various areas, but the importance of these concepts in urban quality has not been mentioned. The aim of this study is to reveal how the interaction of the sense of belonging, developed with attachment of the user on the field with the place, and urban identity shape urban space, and effect the urban quality.

In this purpose, a field study was carried out in the Küçük Mustafa Paşa District. A survey study consisting of the user profile, settlement time of the user, sense of belonging, and urban identity, was carried out.

2. Conceptual Framework

2.1. Place and Belonging

Space is the place where human activities are performed, and all experiences of man are realized (Tümertekin and Özgüç, 2011). According to Lefebvre (2014), absolute space is produced and re-produced from daily life. In this process, relationship of the man with the natural environment continues, and the space is at the forefront with its physicalism. In cases where a sense of belonging or ownership is developed for a space, an emotional meaning is attached to it, and as a result, a special identity of the space is formed, it is possible to call it a “place” (Ağbaba, 2020). Tuan’s (1977) definition, which argues that the place is a service area or a center of importance that cares about people’s feelings and relationships is the most commonly used explanation for the sense of place. Stokowski (2002) has described sense of place as “the ability of an individual to develop attachment emotions to the special places”. When the parameters affecting the sense of place are examined, it is concluded that the elements of space and human factors are determinative. Even the sense of place includes emotion as a concept, it unites emotions and cognitive patterns due to individual and social accumulations knowledge of man (Deutsch & Goulias, 2009). Accordingly, the sense of place cannot be defined only with physical attitude since it also consists of space comments of man (Jorgensen and Stedman, 2001). Shamaï (1991) has explained that sense of place is an inclusive structure that refers to place attachment, national identity, and regional difference. Shamaï argues that sense of place consists of 7 stages (Figure. 1).

1. Not having the sense of place: Lack of sense of place of an individual on a space.
2. Knowledge of being located in a place: To be able to distinguish a place from other places, to be familiar with the cultural and social differences of the region but not to have a feeling for that place.
3. Belonging to a place: In addition to knowing the characteristics of a place, feelings about the coexistence and common cultures of the place accompany the belonging.
4. Attachment to a place: Emerging of emotional attachment on a place, and a place to have personal meanings.
5. Being identified with a place: Deeply attaching to a place by developing loyalty emotion to that place.
6. Involvement in a place: Transformation of a sense on a place into an action and acting for that place.
7. Sacrificing for a place: Being ready to compromise for a place as it is the state that sense of place is the most (Shamaï, 1991).

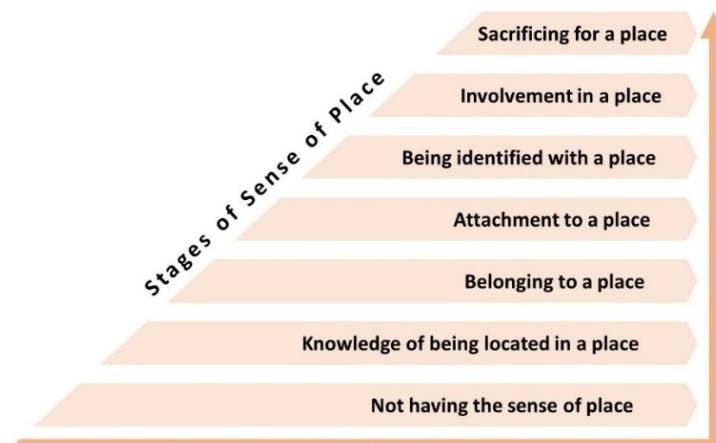


Figure 1. Stages of Sense of Place (Shamaï, 1991).

The factors that effect users to prefer spaces and form interaction with them effect users’ perceptive and cultural capacity as well as sense of place (Deutsch and Goulias, 2009). Jorgensen and Stedman (2001) explains the ‘sense of place’ concept with three sub-concepts as ‘place attachment, place identity and place dependence’. This concept has three components: ‘effective (affect), cognitive (cognition) and connective (conative) elements’. This classification shows that sense of place is discussed as a frame that includes place attachment, place identity and place dependence (Figure. 2).

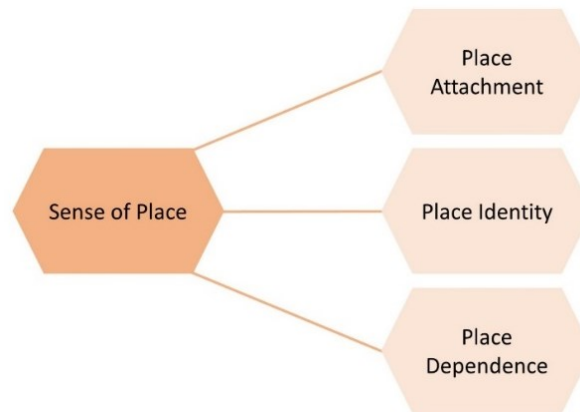


Figure 2. Components of Sense of Place (Jorgensan and Stedman, 2001).

Proshansky has built place identity as a substructure of personal identity. Place identity is people expressing that they feel they belong there in the process of their relationship with places (Hernandez et al., 2007). Place identity can be described in general as “a whole consisting of elements that belong to place, make it different than other places and add value, and unique to that place” (Köşker, 2018). Relph (1976) has claimed that components of individuals’ place identities are physical features of places, activities regarding the place, and moral elements.

Place identity emerges when meanings are attributed to a place after the interaction of an individual with the socio-economic and physical environment of that place and the characteristics attributed to that place define that individual’s own identity. There are plenty of meanings that people ascribe to a place and then integrate it with their place identity, but they are as complex as any concept in which people are involved (Ağbaba, 2020). Place identity was developed further by Proshansky et al. (1978, 1983, 1987). Proshansky, Fabian and Kaminoff (1983) describe place identity as “a concept related to diversity and complexity of physical environments in daily life as substructure of personal identity consist of memories, ideas, emotions, attitudes, values, preferences, behaviors, and experiences. Relph (1976) describes place identity as to unite physical features of place, meanings related that place with personal identity. In this context, place identity becomes rival against other identities which are used by the individuals to identify themselves. On the other hand, belonging and attachment are based on place identity (Ponti, 2005).

Place attachment generally refers to an emotional tie between man and physical places and is described as emotional tie associated by individuals with a meaningful place (Hidalgo and Hernandez, 2001). Proshansky et al. (1983), have described place attachment as development of emotional tie between man and a particular place by interaction of emotion, cognition, and attitudes. Stedman (2002) has defined place attachment concept as effective tie or communication between a particular place and individual in that place, as a general phrase. Low (1992) has argued that socio-cultural features are extremely important in the place attachment. According to Manzo (2003), attachment is a positive bond emerging unconsciously sometime as a result of emotion-cognition and behaviors of individuals with their physical and social environments.

Scannel and Gifford (2010) have presented place attachment with a tripartite model (Figure. 3). In this model, place attachment is examined in three dimensions as person, place, and process. Person dimension is divided into two as cultural-group and individual. Cultural group is defined as historical substructure, and individual group as experiences, awareness, and experienced milestones. Place dimension is divided into two as social and physical. Social group appears as social area and social symbol, while physical group as natural and built places. Process dimension is divided into three as effect, cognition, and behavior. The effect group consists of the sub-headings of happiness, pride and love, the cognition group of memories, knowledge, schemas, and the meaning and behavior group of maintaining intimacy and rebuilding the place.

Place dependence is defined as the attachment developing in the functional relationship between man and place (Stokols and Shumaker, 1981). Place dependence is developed in locations felt important by users, provide possibility to meet certain needs, meet behavioral objectives, and support preferred activities better than known alternatives (Williams et al. 1992). On the other hand, Stokols and Schumaker (1981) have explained place dependence as evaluation process of the space from the point of having social features and comparing with other alternative spaces. As understood from these definitions, place dependence concept is also described as a pragmatist decision-making process (Moore and Graefe, 1994).



Figure 3. Tripartite Model of Place Attachment (Scannell and Gifford, 2010).

The sense of place, place identity and place attachment should be considered as components of the concept of belonging (Şentürk, 2018). Altman and Low have defined place belonging as an emotional bond established between man and environment (Altman & Low, 1992). Köşker (2018) represents belonging as individual to feel as the part of place and society he/she lives, and an integration state following the experiences of individual in the natural and socio-cultural environment. Emotional experiences should be gained for establishing belonging to a place, and precondition for these experiences is making physical interaction with that place. Users may transform the space they built a strong belonging into a standard for other spaces and assess their emotional belonging with new spaces according to similarities to the former space and their expectations (Güzelkahraman, 2019).

Belonging to a place is affected by factors such as sociodemographic features, environmental features, culture, place satisfaction, preferences, actions, and the place itself (Najafi & Shariff, 2011). Culture, one of place belonging parameters, plays a part in man's interaction with environment. Culture has influence in examining place belonging, and man and place relationship as it forms from a society's common perception and experiences. While place satisfaction affects wish of the user to strength communication with the space in correct ratio, it serves to develop place belonging (Güzelkahraman, 2019).

2.2. Urban Space Quality Concept and Parameters

Quality is used as an expression to determine a qualification with excellence or superiority of anything. Quality is a subjective concept that vary from person to person (Uzgören and Erdönmez, 2017). Also, the concept of quality can be defined as the convenience and satisfaction obtained by creating the comfort by meeting the users' requests according to the development level of the region, city, and urban areas. The most important feature to reach universal standards is to adopt quality conception in every places and spaces, and to provide continuity of quality processes. In this sense, when city and urban spaces are considered, effect of quality to these field means its effect to all places related to city and man (Orhan, 2015).

Artifacts such as streets, buildings, green areas, avenues, and squares, which are defined as urban spaces, should meet certain criteria to meet user needs and reach a certain level of quality. Satisfaction with a place is the summary of the quality evaluations of that place by the user (Mesch and Manor, 1998). Montgomery (1998) emphasizes that quality should be reached both in physical space and perceptual experiences, as well as in activities. Rapoport (1977) discusses spatial quality as eye-catching differences noticed in the design.

Quality of the urban space also effects quality of our life. Quality of the urban space and environment of residence is not more important than in urban spaces. This is the place, where competition is fierce for space, and population density and demand are the highest (İnceoğlu, 2007). When studies on space quality are examined, it is seen that there are many different classifications on space quality indicators. Urban space quality definitions and parameters of doctrinaires who studied place, identity, place identity, sense of place and belonging among these classifications, were analyzed within the scope of the study.

Lynch (1981) has set five main parameters and two main titles for a good urban structure. He has presented five dimensions of performance, vitality, sense, fit, access, and control. These components he set for measuring performance of urban space are a lively and healthy environment (vitality), sense of place belonging (sense), ability to adopt to the city (fit), possibility of access to man and spaces (access) and control (control). Lynch (1981) argues that in every place where life quality is good, the "efficiency and justice" concepts are in use. He also states that

more satisfying and successful urban spaces can be produced by taking these parameters into account and applying designs suitable to these parameters.

Lang, J. (1994, 2005) has used Maslow's (1943) "hierarchy of needs" as regulator principle of human needs for urban spaces. These are: physiological, safety, belonging, esteem and self-actualization (cognitive and aesthetic needs are included).

Cold (2001) has presented three basic perspectives to the space quality by referring to Stokols (1988). These are minimalist, instrumental, and spiritual perspectives (Cold, B. et al. 2001).

Minimalist - The building as a shelter against climate, hostiles etc.

Instrumental - Architecture as a tool to gain behavioral and economic productivity / efficiency

Spiritual - Physical environments are not only seen as tools, but also contents which significant human values are emerging. This third approach requires technical and economic developments related to the understanding of the other and the cultural and artistic courage necessary to realize general human needs, the concept of place (physical, social, symbolic), the concept of design and the creation of spiritual architecture.

Lynch (1990) argues the phenomenon dealt with is subjective because of its nature, but when the society is encouraged and lead to the same objective, many subjective judgments will more or less sort together. He generally sorts known quality criteria of this type which is needed for public movement:

1. Comfort: Visual and other senses should be in the comfort zone. It should not be too hot, too noisy, too shiny, too cold, too silent, full of information or without information, too vertical, very flat, too dirty, and too clean. Comfort zone depends.
2. Diversity: The city should have a fair amount of sense and environment diversity. It should be calm and encouraging, crowded and empty, close and open, restrictive and free, and all these different environments should be easily accessible.
3. Identity: Places in the city should have strong visual identity. It should be recognizable, recallable and vivid, and visually distinguished from other places. It has a base and enjoys uniqueness of people.
4. Relevance: These definable parts should arrange in a such way that a normal observer can correlate and understand the patterns they created in the space. This is not a universal rule because there would be times when the parts of an environment should be secret, mysterious, or complicated. But in the main frame of a city and in its urban spaces, the connection of a place with an another one should be clear.
5. Meaning: Visual environment should be meaningful to its observers. It means its visible character should be in harmony with other aspects of life: function and activities of places, dates, futures, society structure, human value, and objectives. People "read" an urbanize space, they look for practical information, they are curious, and they are affected by what they see. In this sense, magnificent cities of the world are meaningful. Even if they are subjective, there is possibility that these criteria might be shared by many people, even unconsciously, and by the use of them there would be deviation than the desired.

Sense of place and belonging concepts were included in the urban quality criteria published in 2001 by Urban Amenity Project which was established under the leadership of the Ministry of Environment of New Zealand in 1999. Urban qualities were defined as sense of place, proximity, environment, choice, adaptability, accessibility, quality of services, belonging and well-being.

In its research carried out for One Northeast, Roger Tym & Partners (2006) has defined "urban space quality" as "place quality" and has discussed it under 4 titles.

1. Vitality: Uses and Activities:

Comparative analyzes indicate that the more variation and diversity in use, the more sustainable the economic and social activities that occur in a particular place. While developments that are used alone or difficult to define offer short-term gains, they become less variable and adaptable over time. Improvements should fully integrate the buildings with high-quality public spaces that allow for a variety of functions and uses of space. Building shape and layout must be variable and adaptable to accommodate change and economic conditions for different types and sizes.

2. Sense of Place: Image, Identity & Physical Quality:

Spaces with positive and distinctive identity have more chance to attract people from places do not have attractive and dominant identity (to appeal community dwellers, investors, tourists, and those contributing to the economic activities). Shapes and developed identities of built-up places should have some varieties.

3. Access, Connection and Movement:

In the strategic level, connection between key elements can be clearly understandable. The network and security need to be reviewed, and then monitored by a detailed design. This is important for projects to integrate with their environments both in the short- and long-term.

4. Community Involvement:

In the project's place building dimension, proper conditions may be needed for wide-scale part of the social and cultural values.

In a study called "Spaceshaper", CABE (2002) has developed a useful system that enables to measure quality of urban space that exists at someone's -a local community or a professional- service, before spending money and time to develop a space already in use.

The "Spaceshaper" study, which records personal perception of the users who visit the region, proportions the region with 41 features. This includes eight certain concepts. These are:

1. Access: to find one's way and go out and wander,
2. Usage: Activities and opportunities that the space offers,
3. Other people: How the space offers food & beverage possibilities for different needs,
4. Maintenance: How clean and cared is the space,
5. Environment: How safe and comfortable is the space,
6. Design and view: How the space looks, and which materials are used,
7. Community: How the space is important for local people,
8. You: What the space makes you feel

It is stated that with these eight concepts, quality of the space can be measured and assessed. The concept of community is intended to measure the connection between the space and the user as it is related to belonging and sense of place.

The space studies through "Visual Analysis" by Tim Townshend, Jerome Hassler and Ali Madanipour, (2000) under the title of Urban space vitality: in the North East Region consist of two stages. The first stage of the study includes the observation of studied spaces. In this stage, using different and various observing techniques such as direct observing and photography, answers received from users are discussed. The second stage of the study is based on interviews. Quality parameters used in this stage are:

1. Access, readability and connection: This stage reveals access of pedestrians, how the options offered them and spaces on the routes are understandable, and how they are linked with other important space networks in their own areas in every case study.
2. Image, Sense of Place and Perception: It considers the strength of the image each case study has, where there is a strong or weak sense of place and the perception that users have as a result of being in such places.
3. Usages, Activity and Durability: The following stage considers diversity and intensity of space usages, how it is compatible and how it is proper for activity and change.

In many theories based on researches on the space quality, especially physical and aesthetic features of a place were examined or socio-morphologic structure of people live on that place were revealed. Due to its versatility, in the researches carried out on the concept of quality, a place should be considered not only with its functional features, but also with many features that are unique to that place, define it or make it meaningful. Many researches have argued that structural and environmental features of a place also effect the emotional experience. Space quality should consist of concepts such as belonging, place attachment, and sense of place.

3. Field Study

3.1. Method

The aim of this study is to examine the urban life quality of Küçük Mustafa Paşa district and to investigate the effects of belonging, sense of place and urban identity on the citizens and the quality of urban life. In this direction, by examining the selected study area, it is aimed to reveal the relationship and interaction between the urban quality of the area within the framework of belonging - sense of place - place identity.

The concepts of belonging, place, sense of place, place attachment, place identity, urban quality, which will form the theoretical basis of the research, have been examined in line with domestic and foreign literature reviews. Located in Fatih district of Istanbul, Küçük Mustafa Paşa district was chosen as the study area because it has a unique urban identity that shows historical texture characteristics, is a settlement where users with different lifetimes live, and is easily accessible by the researchers during the pandemic period (Figure. 4).

In the light of these stages, the urban quality parameters model was created in the example of Küçük Mustafa Paşa district, based on urban space quality indicators in the study prepared by Roger Tym & Partners (2006) for One Northeast. Within the scope of this model, a total of 18 survey questions were determined under four principles (vitality, sense of place, access-connection-movement and community involvement). In addition, a separate questionnaire consisting of 21 questions on the concepts of belonging, place identity, place attachment and place dependence was prepared, focusing on the contribution of the sense of place to urban quality and the importance of duration in this interaction, which is the aim of the study.



Figure 4. Location of Küçük Mustafa Paşa District (www.ibb.gov.tr)

PhD Dissertation of Şentürk (2018), “Investigation Of User Continuity In The Context Of The Sense Of Belonging, Urban Identity And Urban Conservation Interaction: The Case Of Kadıköy- Moda”, Ağbaba (2020) “Dynamics of Space, Identity and Belonging in Multicultural Societies: A Case Study of Niğde” and master thesis of Ataç (2018), “Perceptual Evaluation of Spatial Quality in Historic Urban Environments: Zeyrek Mosque and Its Surroundings World Heritage Site” were used for the preparation of the questionnaires.

Profiles of the users were revealed with general questions. Within the scope of the survey, by asking the question “How many years have you been living here?” 77 users living in the region were evaluated. In addition, care was taken to ensure that the distribution was balanced in terms of age and gender.

Questionnaires were asked to be evaluated according to a 5-point likert scale in the value range of 5,4,3,2,1 (1: I strongly disagree, 2: I do not agree, 3: I am undecided, 4: I agree, 5: I completely agree).

All of the data were obtained through face-to-face interviews. In the analysis of the data, the answers given to the survey questions were compared numerically and proportionally. For statistical analysis, reliability analysis was applied to each component using the SPSS program. Results was interpreted by combining with the researches made by the observation method.




Figure 5 & 6. Küçük Mustafa Paşa Street, 2020

3.2. Findings

In this part of the study, data, collected in line with the objective of the research, were discussed with descriptive and statistical assessments. Distribution of the data were examined with help of frequency, percentage, average and standard deviation within the scope of descriptive analyzes, and the data gathered from the research scales were assessed by appropriate statistical test methods within the scope of statistical analyzes.

Descriptive analyzing of the data collected within the scope of the research is in this section of the study. First, distribution of sociodemographic variables of the research were handled with frequency and percentages.

The following Table 1 includes distribution of sociodemographic variables of the research participants. When the Resident Duration variable's findings are studied within the scope of this, 26 (34%) participants have been residing between 0 to 10 years, 18 (23%) participants between 11 to 20 years, 8 participants (10%) between 21 to 30 years, and lastly, 25 (33%) participants 31 years and more. Age distribution of the participants are as follow: 7 (9%) participants are at the age of 20 and below, 25 (33%) participants are between 21 to 35 age range, 31 (40%) participants are between 36 to 50 age range, and lastly, 14 (18%) participants are at the age of 51 and more.

Level of education of the participants was distributed as follow: 10 (13%) participants are primary school graduate, 8 (10%) are secondary school graduate, 27 (35%) are high-school graduate, and lastly, 32 (42%) percent are postgraduate.

According to the property ownership of the participants, 53 (69%) percent are homeowners, 24 (35%) are tenants. According to the findings within the scope of marital status of the participants, 33 (43%) participants are married, 44 (57%) participants are single. Finally, 39 (51%) participants are male, 38 (49%) participants are female.

Table 1. Distribution of Socio-Demographic Variables.

		Frequency	Percentage
Resident Duration	0 - 10 Years	26	34
	11 - 20 Years	18	23
	21 - 30 Years	8	10
	31 Years and Above	25	33
Age	20 Years and Below	7	9
	21 – 35	25	33
	36 – 50	31	40
	51 Years and Above	14	18
Education Level	Primary School	10	13
	Secondary School	8	10
	High-School	27	35
	College	32	42
Ownership	Houseowner	53	69
	Tenant	24	31
Marital Status	Married	33	43
	Single	44	57
Gender	Male	39	51
	Female	38	49
Total		77	100

The following Table 2 includes average scores of the research sample from the research scale sub-dimensions. When the findings are discussed from a general framework, there are above average scores in all of the scale sub-dimensions.

Table 2. Average Points of Research Scales

	Avg±Ss	Min - Max
Vitality	14,06±2,7	6-20
Sense of Place	20,84±4,2	9-27
Access, Linkage and Movement	15,19±2,5	8-20
Community Involvement	14,51±2,5	8-20
Place Attachment	23,70±7,1	8-35
Sense of Place	13,02±4	4-20
Place Identity	22,25±5,9	6-30
Place Dependence	9,84±3,2	3-15

The following Table 3 consist of average scores of participants they took from the research's Urban Quality Assessment articles. The questions which are positively separated from the other questions are "Our neighborhood has stylemark streets" by 3.96 ± 1.2 average score, "I can easily give directions to anyone who ask any place" by 4.22 ± 0.8 average score, and "People with different social and cultural structure live in our neighborhood" by 4.15 ± 0.8 average score. On the other hand, the question of "Our neighborhood is a space where lives day and night" is negatively separated by 2.75 ± 1 average score.

Table 3. Average Scores of Urban Quality Assessment Articles

	Urban Quality Assessment Questions	Ort±Ss	Min - Max
Vitality	Our neighborhood is a space where lives day and night.	2,75±1	1-5
	Our neighborhood has structures which have architectural diversity.	3,74±1,3	1-5
	Küçük Mustafa Paşa district meets all of my needs.	3,85±0,9	1-5
	Our neighborhood has many advantages.	3,81±0,7	1-5
Sense of Place	Historical buildings in our neighborhood are more aesthetic.	3,62±1,4	1-5
	Our neighborhood has its own historical and cultural unique values.	3,50±1,4	1-5
	Our neighborhood is safe against crimes such as robbery, extortion, etc.	2,75±1,1	1-5
	Our neighborhood has stylemark streets.	3,96±1,2	1-5
	Street width and building height harmony in our neighborhood are in a condition that doesn't disturb while walking.	3,51±0,7	1-5
	There is harmonious pattern between buildings and streets in our neighborhood.	3,48±1	1-5
Access, Linkage and Movement	I can unremittedly and easily walk from one place to an another in our neighborhood.	3,53±0,7	1-5
	Walking on our streets in our neighborhood is extremely pleased.	3,68±1	1-5
	I feel peace while spending time day and night in our neighborhood.	3,75±1	1-5
	I can easily give directions to anyone who ask any place.	4,22±0,8	1-5
Community Involvement	Communication and relations between our neighbors are very good in our neighborhood.	3,59±0,9	1-5
	People in our neighborhood are warmblooded and sincere.	3,41±0,8	1-5
	People with different social and cultural structure live in our neighborhood.	4,15±0,8	1-5
	Neighborhood relations in our neighborhood are as I want.	3,35±0,9	1-5

The following Table 4 consists of average scores of the research's Neighborhood Belonging Scale articles. While the question of " Küçük Mustafa Paşa district is a place with a rich history" is positively separated by 4.0 ± 1.2 average, the question of "I have relatives live in Küçük Mustafa Paşa Neighborhood" is negatively separated by 2.81 ± 1.6 average score.

Table 4. Neighborhood Belonging Scale Articles Average Value

	Neighborhood Belonging Scale Questions	Ort±Ss	Min - Max
Place Attachment	I feel myself belonging to Küçük Mustafa Paşa neighborhood.	3,31±1,4	1-5
	I feel home in Küçük Mustafa Paşa neighborhood.	3,49±1,4	1-5
	I feel safe in my neighborhood.	3,37±1,1	1-5
	I feel happy and comfy when I come to Küçük Mustafa Paşa neighborhood.	3,59±1,3	1-5
	I can act like myself in the neighborhood.	3,87±1	1-5
	I feel a sincere belonging to the neighborhood because I have many memories about it.	3,23±1,3	1-5
Sense of Place	I have relatives live in Küçük Mustafa Paşa neighborhood.	2,81±1,6	1-5
	Living in Küçük Mustafa Paşa neighborhood is a part of me.	3,05±1,3	1-5
	I'm a part of the social life in the neighborhood.	3,31±1,1	1-5
	I have emotional tie with place I live.	3,33±1,2	1-5

	I feel lucky to live in this neighborhood.	3,32±1	1-5
Place Identity	I know Küçük Mustafa Paşa neighborhood.	3,92±1,2	1-5
	Historical buildings in the neighborhood create identity of here.	3,80±1,2	1-5
	Religious buildings in the neighborhood create identity of here.	3,96±1,2	1-5
	Küçük Mustafa Paşa neighborhood is a place with a rich history.	4,01±1,2	1-5
	I know the neighborhood so well that I can recognize it even I see a very old photo of it.	3,29±1,4	1-5
	Many things in the Küçük Mustafa Paşa neighborhood remind me my past.	3,25±1,3	1-5
Place Dependence	The place I live is very important to me.	3,72±1,1	1-5
	I don't want to move from here even my lifestyle changes.	2,94±1,3	1-5
	I miss when I separate from the neighborhood where I have been living for a long time.	3,16±1,3	1-5

The following Table 5 includes Cronbach's Alpha Coefficients of Urban Quality Assessment and Neighborhood Belonging scales. When the findings are examined, both scales have high statistical reliability.

Table 5. Reliability Scores of the Research Scales

	Cronbach's Alpha	Article Number
Urban Quality Assessment	0,849	18
Neighborhood Belonging	0,952	20

Also, within the scope of the research, results of proofs of hypothesis, which were developed in line with the research objectives, carried out in the context of parametric test methods. In this context, unpaired t-test, one way anova analyze and pearson correlation test were used.

The following Table 6 includes results of One Way Anova analyze which was performed to determine statistical significant mean differences between Residence Duration variable and Research Scales. When the findings are examined, a significant mean difference between Residence Duration and scale sub-dimensions Sense of Place, Access Linkage and Movement, Place Attachment, Sense of Place, Place Identity, and Place Dependence ($p < 0,05$) was determined.

When this difference is analyzed, participants who have been residing in the neighborhood between 21 to 30 years, have the highest average score in the Place Attachment (28,25±4,23), Sense of Place (15,75±2,25), Place Identity (25,50±3,82) and Place Dependence (11,75±1,39) sub-dimensions.

Table 6. Resident Duration and Research Scales Mean Differences

	Resident Duration	Avg	Ss	F	p
Vitality	0 - 10 Years	13,31	2,33	2,319	0,082
	11 - 20 Years	13,44	3,48		
	21 - 30 Years	15,00	3,85		
	31 Years and Above	15,00	1,89		
Sense of Place	0 - 10 Years	18,50	2,04	18,211	0,000
	11 - 20 Years	18,39	5,66		
	21 - 30 Years	23,13	3,52		
	31 Years and Above	24,32	1,57		
Access, Linkage and Movement	0 - 10 Years	14,46	2,28	8,803	0,000
	11 - 20 Years	13,56	2,43		
	21 - 30 Years	16,75	3,06		
	31 Years and Above	16,64	1,75		
Community Participation	0 - 10 Years	14,08	2,31	2,481	0,068
	11 - 20 Years	13,61	3,18		
	21 - 30 Years	14,88	1,96		

	31 Years and Above	15,52	2,22		
Place Attachment	0 - 10 Years	19,58	4,11	7,025	0,000
	11 - 20 Years	23,11	6,23		
	21 - 30 Years	28,25	4,23		
	31 Years and Above	26,96	8,75		
Sense of Place	0 - 10 Years	11,19	3,48	4,657	0,005
	11 - 20 Years	12,50	4,20		
	21 - 30 Years	15,75	2,25		
	31 Years and Above	14,44	4,16		
Place Identity	0 - 10 Years	18,88	4,03	6,480	0,001
	11 - 20 Years	22,00	6,54		
	21 - 30 Years	25,50	3,82		
	31 Years and Above	24,92	5,99		
Place Dependence	0 - 10 Years	7,54	2,60	9,593	0,000
	11 - 20 Years	10,28	3,30		
	21 - 30 Years	11,75	1,39		
	31 Years and Above	11,32	2,91		

Also results of the One Way Anova analyze which was carried out to determine statistical significant mean differences between Age factor and Research Scales. When the findings are examined, a significant mean difference between age and scale sub-dimensions Sense of Place, Access, Linkage and Movement, Community Participation, Place Attachment and Place Dependence ($p < 0,05$), was found. When the findings are considered, participants at the age of 51 and above have the highest average point in the Sense of Place ($23,14 \pm 2,14$), Community Involvement ($23,13 \pm 3,52$), Access, Linkage and Movement ($16,29 \pm 2,37$), and Place Dependence ($11,50 \pm 2,93$) sub-dimensions.

When the results of the one way anova analyze which was performed to find significant mean differences between education level variable and the research scale sub-dimensions examined, according to found data, a statistically significant mean difference was found between education level and Sense of Place ($p < 0,05$), and when this difference is examined, it is seen that participants who graduated from primary school ($24,20 \pm 2,35$) have the highest Sense of Place score.

The results of the unpaired t test which was realized to find out statistically significant mean differences between Ownership Status variable and the research scale sub-dimensions show that there is a statistically significant mean difference between Ownership Status and Place Attachment, Sense of Place, Place Identity and Place Dependence ($p < 0,05$), and according to these differences, householder participants have a higher average score than tenant participants.

Results of the unpaired t test which was carried out to determine statistically significant mean differences between Marital Status variable and the research scale sub-dimensions shows, there is a statistically significant mean difference between Marital Status and Place Attachment, Sense of Place, Place Identity and Place Dependence ($p < 0,05$), and according to these differences, married participants have a higher average score than single participants in all sub-dimensions.

Gender variable was also taken into account within the scope of the research. According to findings, there is a statistically mean difference between Gender and Vitality, Sense of Place and Place Identity ($p < 0,05$), and male participants have a higher score than female participants in all sub-dimensions.

In the following Table 7, results of pearson correlation analyze which was done to determine linear statistical significant relations among the research scales. When the found data is studied, a significant, directly proportional and average strength relationship was determined, and according to this relationship, when the score of one of scales increases, this rise reflects as increase to the other one, or it is occurred as exact opposite.

When the data regarding Sense of Place is studied, a statistically significant, directly proportional and weak strength relationship was found between Sense of Place and Place Attachment, Sense of Place, Place Identity and Place Attachment, and according to this relationship, when the score of one of scales increases, this rise reflects as increase to the other one, or it is occurred as exact opposite.

When the findings within the scope of Access, Linkage and Movement sub-dimension is examined, a statistically significant, directly proportional and weak strength relationship was found between Access, Linkage and Movement and Place Attachment, Sense of Place, Place Identity and Place Dependence, and according to this relationship, when the score of one of scales increases, this rise reflects as increase to the other one, or it is occurred as exact opposite.

Lastly, when the findings under Community Involvement is studied, a statistically significant, directly proportional and weak strength relationship was found between Community Involvement and Sense of Place and Place Dependence, and according to this relationship, when the score of one of scales increases, this rise reflects as increase to the other one, or it is occurred as exact opposite.

Table 7. Research Scales Correlation Analyze

		Place Attachment	Sense of Place	Place Identity	Place Dependence
Vitality	r	,494**	,553**	,520**	,502**
Sense of Place	r	,316**	,286'	,363**	,377**
Access, Linkage and Movement	r	,375**	,393**	,317**	,302**
Community Participation	r	0,197	,226'	0,189	,255*

** = $p < 0,01$; * = $p < 0,05$

4. Evaluation and Conclusion

The urban quality of Küçük Mustafa Paşa district was evaluated among the four components. When the average of all criteria, Vitality was found to be the most unsuccessful criterion. The proposition "Our neighborhood is a space where lives day and night" has been questioned. It was emphasized that the area is lively only in the morning, and sometimes it can be dangerous to stay outside late at night.

Sense Of Place component was found to be the most successful criterion. It has been determined that the only criterion deemed insufficient by the users within the scope of the Sense of Place component is security. Apart from this, it has been determined that users agree with all other criteria to a large extent. Especially, the users mostly agreed with the assessment "Our neighborhood has stylemark streets." Therefore, when the user perception is evaluated, the area is interpreted as a quality place in terms of giving a feeling of original space.

The Access, Linkage and Movement component is above average. It has been determined that they agree with the proposition "I can easily give directions to anyone who ask any place." and they have a good command of the region. It has been determined that they dominate the region quite well and user satisfaction is high.

Within the scope of the Community Involvement component, it was evaluated based on the proposition "There are people with different social and cultural structures in our neighborhood", and it was one of the criteria that the people most agree with. 'Communication and relations between neighbors in our neighborhood are very good'. It has been determined that the users agree with their suggestions to a large extent. All of the other criteria were above average.

In addition, it has been determined that the urban quality components develop in parallel with the sense of place criterias. Three expressions in the sense of place they stated that they had an emotional tie with the place which show that the users adopt the sense of the place. Place attachment has been examined over the proposition "I feel at home here". Above average answers show the attachment that users establish with the space. Users stated that they feel peaceful and comfortable in the district. Obtaining such a result when the security criterion is unsuccessful is an indication that the quality expectation may be low depending on the socio-economic status, user perception and preferences. In this case, it can be understood with a sense of belonging and place. However, there will be a significant increase in spatial quality in the region, if the safety and trust is improved, which is seen as the most important problem of the users.

Among the expressions of place dependence, especially the statement "I miss when I separate from the neighborhood for a long time." revealed the place dependence, which is another component of belonging.

Considering place identity, it could be said that the users knew the neighborhood and felt that they belonged to it. When the questions asked within the scope of belonging were analyzed according to the duration of living in the neighborhood, it was seen that the sense of belonging was higher for the users for more than 20 years. It was observed that the sense of belonging increased in direct proportion to the duration of living. As an extension of this, the urban quality was evaluated at higher rates by long-term users.

Urban space quality, which emerged with the evaluation of the concept of quality in urban space, is an increasingly important and valuable concept. It is important for the users to feel a sense of belonging towards the places they live. So they can establish a dialogue with the place where they live. The sense of belonging that the long-term user will have will be the important factor in ensuring the quality of the urban space. This interaction between belonging and sense of place will positively affect the urban space quality. The concepts of belonging and sense of place are among the components that should be included in urban quality assessment criteria. Developing approaches that will ensure the continuity of the existing neighborhood texture will be one of the most important steps to be taken on the basis of users, while ensuring the sustainability of urban quality.

Acknowledgements

This research did not receive any specific grant from funding agencies in the public, commercial, or not-for-profit sectors.

Conflict of Interests

The Authors declare no conflict of interest.

References

- Ağbaba, D. (2020). *Çokkültürlü Toplumlarda Mekân, Kimlik ve Aidiyet Dinamikleri: Niğde Örneği. [Dynamics of Space, Identity and Belonging in Multicultural Societies: A Case Study of Niğde]*. (Doctoral Thesis). Ankara University, Ankara.
- Ataç, H. (2018). *Tarihi Kentsel Çevrelerde Mekansal Kalitenin Algısal Değerlendirilmesi: Zeyrek Camii ve Çevresi Dünya Miras Alanı Örneği. [Perceptual Evaluation of Spatial Quality in Historic Urban Environments: Zeyrek Mosque and Its Surroundings World Heritage Site]*. (Master Thesis). İstanbul Technical University, İstanbul.
- Altman, I. and Low, S. M. (1992). *Place Attachment*. Plenum Press: New York.
- CABE, (2002). *Paving the Way – How to Achieve Clean, Safe and Attractive Streets*. London: Thomas Telford Ltd for the Office of Deputy Prime Minister.
- CABE, (2002). *Streets of Shame, Summary of Findings from Public Attitudes to Architecture and the Built Environment*. London: CABE.
- Castells, M., (2006). *Enformasyon Çağı: Ekonomi, Toplum ve Kültür, C.2, Kimliğin Gücü*, İstanbul: İstanbul Bilgi Üniversitesi Yayınları.
- Cold, B. (Ed.). (2001). *Aesthetics, well-being and health: essays within architecture and environmental aesthetics*. Aldershot, UK: Ashgate.
- Çöl, Ş. (1998). *Kentlerimizde Kimlik Sorunu ve Günümüz Kentlerinin Kimlik Derecesini Ölçmek İçin Bir Yöntem Denemesi*. (Doctoral Thesis). Mimar Sinan University, İstanbul.
- Deutsch, K. and Goulias, K. (2009). *Investigating the Impact of Sense of Place on Travel Behavior Using an Intercept Survey Methodology*. Research Paper: University of California Transportation Center UCTC.
- Ersoy, Z. (2002). Konut Mekânından Ev Mekânına Farklı Mekânsal Biçimler. *Arredamento Mimarlık*, 4, 76-95.
- Enviro Solutions New Zealand LTD. and Glasson Potts Fowler LTD. (2001). *The Quality of our Built Environments*. An Urban Amenity Guide.
- Fleury Bahi. G. Felonneau M.L. (2008). Processes of Place Identification and Residential Satisfaction. *Environment and Behavior*, 20, 178-185.
- Güzelkahraman, B. Ö. (2019). *Mekân ve İnsan İlişkisinde Yer Duygusunun Sanal Gerçeklikle Deneyimlenmesi Üzerine Bir İnceleme. [A Review on Experiencing Sense of Place with Virtual Reality in the Relationship of Place and Human]*. (PhD Thesis). TOBB Economy and Technology University, Ankara.
- Hernandez, B., Hidalgo, M. C., Salazar-Laplace, M. E. And Hess, S. (2007). Place Attachment and Place Identity in Natives and Non-Natives. *Journal of Environmental Psychology*, 27(4), 310-319.
- Hidalgo, M. C. and Hernández, B. (2001). Place Attachment: Conceptual and Empirical Questions. *Journal of Environmental Psychology*, 21(3), 273-281.
- İnceoğlu, M. (2007). *Kentsel Açık Mekânların Kalite Açısından Değerlendirilmesine Yönelik Bir Yaklaşım: İstanbul Meydanlarının İncelenmesi*. (Doctoral Thesis). Yıldız Technical University, İstanbul.
- İnceoğlu, M. ve Ayтуğ, A. (2009). Kentsel Mekânda Kalite Kavramı. [The Concept of Urban Space Quality]. *Megaron Dergisi*, 4(3), 131-146.
- Jorgensen, B. S. and Stedman, R. C. (2001). Sense of Place as an Attitude: Lakeshore Owners Attitudes Toward Their Properties. *Journal of Environmental Psychology*, 21(3), 233-248
- Keleş, R. (1990). *Kentleşme Politikası [Urbanization Policy]*. İstanbul: İmge Publishing.
- Köşker, N. (2018). Mekân ve Yer. [Space and Place]. N. Özgen (Ed.), in *Sosyal Coğrafya [Social Geography]*. Ankara: Pegem Akademi.
- Lang, J. (2005). *Urban Design: a typology of procedures and products* (London, Architectural Press) Lang, J., (1974).
- Lang, J., (1994). *Urban design: the American experience* Van Nostrand Reinhold, New York.
- Lefebvre, H. (1996). *Writing on Cities*. (Çev. E. Kofman, E. Lebas). Oxford: Blackwell Publishers.
- Lefebvre, H. (2014). *Mekânın Üretimi. [Production of Space]*. (Çev. I. Ergüden). Ankara: Sel Publishing.
- Low, S. M., (1992). *Symbolic Ties that Bind: Place Attachment in The Plaza*, I. Altman ve S. M. Low (ed.), New York, NY: Plenum Press, s.165-185.
- Lynch, K. (1981). *A Theory of Good City Form*. MIT Press, Cambridge MA.
- Lynch, K. (1990). *City sense and city design: writings and projects of Kevin Lynch*, edited by Tridib Banerjee and Michael Southworth, Cambridge, Mass.: MIT Press.

- Madanipour, A. (1999). Why are the Design and Development of Public Spaces Significant for Cities, *Environment and Planning B: Planning and Design*, 26(6), 879-891.
- Madanipour, A. (2000). Public Space in the City. Knox, P. and Ozolins, P. (Eds.) in *Design Professionals and the Built Environment*. New York: John Wiley.
- Manzo, L.C. (2003). Beyond house and haven: toward a revisioning of emotional relationships with places. *Journal of Environmental Psychology*, 23, 47-61.
- Maslow (1943). A theory of human motivation *Psychological Review*, Volume 50, Issue 4, July 1943, Pages 370–396
- Mesch, G., Manor, O., (1998). Social Ties, Environmental Perception, and Local Attachment”, *Environment and Behavior*. S.30, s.504-519.
- Montgomery, J. (1998). Making a City: Urbanity, Vitality and Urban Design. *Journal of Urban Design*, 3(1), 93-116.
- Moore, R., Graefe, A. (1994). Attachments to recreation settings: The case of railtrail users. *Leisure Sciences*, 16, 17-31.
- Najafi, M. and Shariff, M. K. B. M. (2011). The Concept of Place and Sense of Place in Architectural Studies. *International Journal of Human and Social Sciences*, 5(8), 1054-1060.
- Norberg-Schulz, C. (1971). *Existence, Space and Architecture*. London: Studio Vista.
- Norberg-Schulz, C. (1985). *The Concept of Dwelling: On the Way to Figurative Architecture*. New York: Rizzoli.
- Orhan, M. (2015). *Kentsel Kalitenin Geliştirilmesi Bağlamında Stratejik Bir Yaklaşım; Kentsel Tasarım Rehberi Kavramsal Model Önerisi. [A strategic approach in the context of developing urban quality; the conceptual model proposal of urban design guideline]*. (Doctoral Thesis). Yıldız Technical University, İstanbul.
- Ponti, M. (2005). Methodological Issues about the Empirical Study of Place Identity. *9th European Conference on Computer-supported cooperative work, position paper and poster presentation at the Workshop: Settings for collaboration – the role of place: 18-22*.
- Proshansky, H. M. (1978). The City and Self-Identity. *Environment and Behavior*. 10(2), 147-169.
- Proshansky, H. M., Fabian, A. K. and Kaminoff, R. (1983). Place-Identity: Physical World Socialization of the Self. *Journal of Environmental Psychology*, 10(2), 147-169.
- Rapoport, A. (1977). *Human Aspects of Urban Form*. Oxford: Pergamon Press.
- Relph, E. (1976). *Place and Placelessness*. England: Pion.
- Roger Tym & Partners & One NorthEast. (2006) Physical Regeneration Investment Framework (Newcastle, One NorthEast).
- Scannell, L. and Gifford, R. (2010). Defining Place Attachment: A Tripartite Organizing Framework. *Journal of Environmental Psychology*. 30(1), 1-10.
- Shamai, S. (1991). Sense of Place: An Empirical Measurement. *Geoforum*, 22(3), 99.
- Stedman, R. C., (2002). *Toward a Social Psychology of Place: Predicting Behavior from Place-Based Cognitions, Attitude, and Identity*, *Environment and Behavior*. C.34, S.5, s.561-581.
- Stokols, D., (1988). Transformational processes in people-environment relations. In J. E. McGrath (Ed.), *The social psychology of time*. Beverly Hills, CA: Sage Publications, 233- 252.
- Stokols D., Shumaker S.A. (1981). *People in places: Transactional view of settings*. In J.H. Harvey (Eds.), *Cognition, Social Behavior, and the Environment*. Hillsdale (pp 38-42), NJ: Lawrence Erlbaum.
- Stokowski, P. A. (2002). Languages of Place and Discourses of Power: Constructing New Sense of Place. *Journal of Leisure Research*, 34(4), 368-382.
- Şentürk, A. (2018). *Aidiyet, Kent Kimliği ve Kentsel Koruma Etkileşimi Bağlamında Kullanıcı Sürekliliğinin İrdelenmesi: Kadıköy Moda Örneği. [Investigation Of User Continuity in The Context of The Sense Of Belonging, Urban Identity And Urban Conservation Interaction: The Case Of Kadıköy- Moda]*. (Doctoral Thesis). İstanbul Technical University, İstanbul.
- Tuan, Y. (1977). *Space and Place: The Perspective of Experience*. Minneapolis: University of Minnesota Press.
- Tümertekin, E. and Özgüç, N. (2011). *Beşeri Coğrafya: İnsan, Kültür, Mekân. [Human Geography: People, Culture, Space]*. İstanbul: Çantay Publishing.
- Uzgören, G. and Erdönmez, M. E. (2017). Kamusal Açık Alanlarda Mekân Kalitesi ve Kentsel Mekân Aktiviteleri İlişkisi Üzerine Karşılaştırmalı Bir İnceleme. [A Comparative Study on the Relationship Between the Quality of Space and Urban Activities in the Public Open Spaces]. *Megaron Dergisi*, 12(1), 41-56.
- Williams, D.R., Vaske, J.J. (2003). The measurement of Attachment validity a generalizability of psychometric approach. *Forest Science*, 49, 830- 840.